



Sealing Fittings

EXPLOSIONPROOF

For UL.60079-1 Standard Class I,II Div.1 and 2 Groups [☆]B,C,D,E,F and G
 For IEC.60079-0/1 Standard Zone 1 and Zone 2

● Technical data

Type of Protection: Ex d IIA T6
 Conforming to : Standards IEC 60079-1 or UL 60079-1
 Marking for test : Ex II2G
 Degree of Protection : IP67 acc.To IEC 60529
 Ambient Temp. (Ta) : -20°C to+ 75 °C
 Type :EY
 Protection class for UL. : Class I, Division1 or 2 Group.[☆]B,C,D
 Class II, Division 1 or 2 Groups.E,F,G
 Class III
 Protection class for IEC : Zone1and Zone 2
 Conduit hub - 1/2" - 4" NPT.



ISO9001:2008




EY

● Applications:

The Sealing fitting are used in conduit and cable system in hazardous areas to prevent the passage of gases, vapors or flames from one portion of the electrical installation to another through the conduit install with in 18 inches on any conduit run entering an enclosure which contains arcs, sparks or high temperature devices. install with in 18 inches from the enclosure or fitting housing terminals, splices or taps on each conduit run of 2 inches size or larger entering such enclosure of fitting. install in each conduit ren leaving the hazardous classified locations. seal where cable are required to use in Class I, Div. 2 locations.



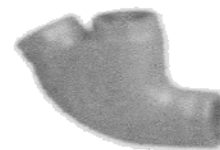
EYK



EYD

● Features:

- Complete range of sizes for conduit or cable.
- Large opening provides easy compound filling.
- Female hub on top and bottom.
- Type **EYS** for sealing in vertical position.
- Type **EYK** for sealing in horizontal position.
- Type **EYD** for sealing in vertical position and provide continuous water drain path.
- Type **EYL** for sealing in angle conduit run.



EYL

● Standard Materials:

- Body and cover - Copper-free aluminium
- Drain - Stainless steel



Male sealing fittings (Removable Male Nipple) add suffix - **M** to Cat., No.



Also suitable to use in Class I, Div, 1 and 2 , Group B for EY 1, EY 2, EY 3, EYK 1, EYK 2, EYK 3

● Standard Finishes:

- Copper-free aluminium - Epoxy-polyester powder
- Stainless steel - Natural

Sealing Fittings

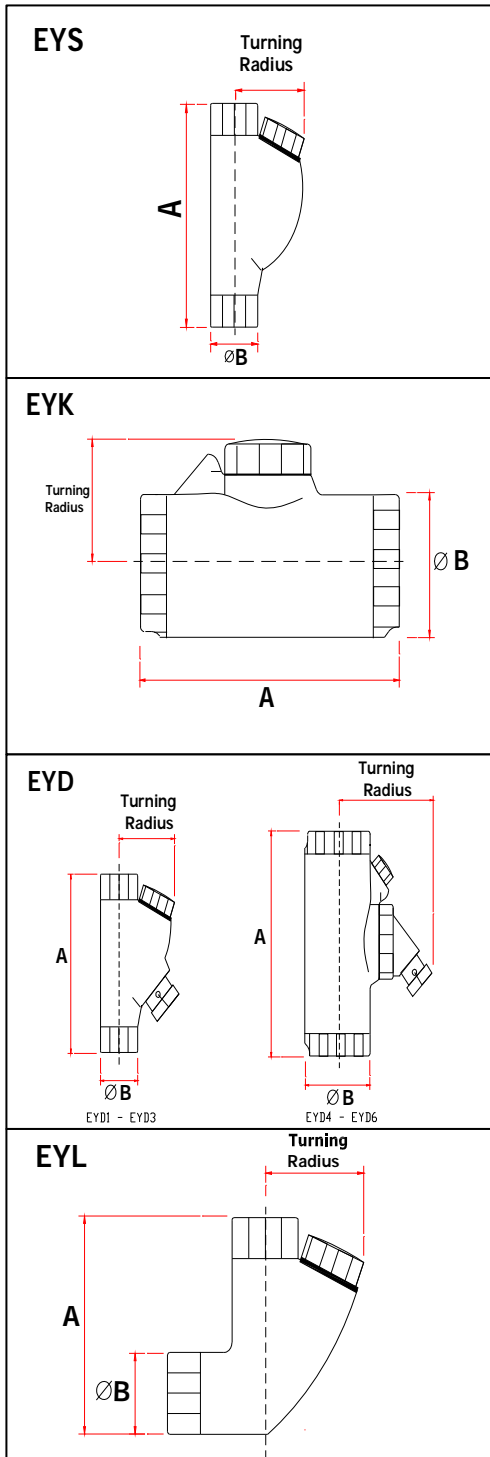


EXPLOSIONPROOF

For UL.60079-1 Standard Class I,II Div.1 and 2 Groups [☆]B,C,D,E,F and G

For IEC.60079-0/1 Standard Zone 1 and Zone 2

Catalogue Numbers and Dimensions:



| Conduit Size NPT. (inch) | Cat., No. | Dimension in mm. | | |
|-------------------------------|--------------------|------------------|-----|------------------|
| | | A | Ø B | Turning Radius # |
| 1/2" | EY 1 [☆] | 76 | 31 | 49 |
| 3/4" | EY 2 [☆] | 86 | 39 | 57 |
| 1" | EY 3 [☆] | 97 | 43 | 68 |
| 1.1/4" | EY 4 | 124 | 54 | 82 |
| 1.1/2" | EY 5 | 136 | 62 | 97 |
| 2" | EY 6 | 162 | 76 | 119 |
| 2.1/2" | EY 7 | 217 | 107 | 155 |
| 3" | EY 8 | 217 | 107 | 155 |
| 3.1/2" | EY 9 | 253 | 128 | 193 |
| 4" | EY 10 | 253 | 136 | 189 |
| 1/2" | EYK 1 [☆] | 81 | 32 | 33 |
| 3/4" | EYK 2 [☆] | 93 | 38 | 36 |
| 1" | EYK 3 [☆] | 103 | 44 | 40 |
| 1.1/4" | EYK 4 | 121 | 60 | 55 |
| 1.1/2" | EYK 5 | 150 | 63 | 53 |
| 2" | EYK 6 | 176 | 76 | 68 |
| 2.1/2" | EYK 7 | 223 | 109 | 109 |
| 3" | EYK 8 | 223 | 109 | 109 |
| 3.1/2" | EYK 9 | 303 | 36 | 123 |
| 4" | EYK 10 | 303 | 36 | 123 |
| 1/2" | EYD 1 | 81 | 32 | 54 [✦] |
| 3/4" | EYD 2 | 93 | 38 | 57 [✦] |
| 1" | EYD 3 | 103 | 44 | 62 [✦] |
| 1.1/4" | EYD 4 | 121 | 60 | 88 [✦] |
| 1.1/2" | EYD 5 | 136 | 63 | 91 [✦] |
| 2" | EYD 6 | 150 | 76 | 101 [✦] |
| 1/2" | EYL 1 | 71 | 32 | 49 |
| 3/4" | EYL 2 | 93 | 38 | 56 |
| 1" | EYL 3 | 96 | 44 | 68 |
| 1.1/4" | EYL 4 | 110 | 59 | 85 |

Remark:

- ☆ See compliances on page 7
- # Turning radius with cover or plug removed.
- ✦ Turning radius with drain fitting removed.